

## MOTOR DATA SHEET DS\_SPM\_05/22

### GENERAL CHARACTERISTICS

Frame size	IEC72-1	90
Type of construction	IEC34-7	B14
Weight [kg]		32.4
Moment of Inertia [kgm <sup>2</sup> ]	Jo	0.0095
Degree of protection	IEC34-5	IP69K
Direction of rotation	Both	
Method of cooling	IEC34-6	IC410
Duty	IEC34-1	S1
Insulation class	IEC34-1	F
Ambient temperature [°C]	-15/+40	
Dielectric Strength Test	IEC34-1 2kV 1 s	

### NAMEPLATE DATA and CONNECTION DIAGRAM

## PREMIUM MOTOR S.S.316L 3~ SPM71A4 IMB14

Ins.Cl.F Amb. max 40°C IC410 Duty S1 IP69K  
 DE 6206.2Z NDE 6206.2Z Weight 32.4 Kg

Hz 50 Δ/Y 230/400V Hz 60 Δ/Y 264/460V

1.1 kW 4.2 / 2.5 A 1.5 HP 3.8 / 2.3 A

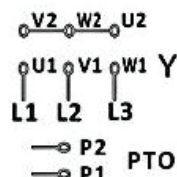

1475 min<sup>-1</sup> cosφ 0.73 1785 min<sup>-1</sup> PF. 68 %

EFF(100%) 88.8 % NEMA DES.- CODE K

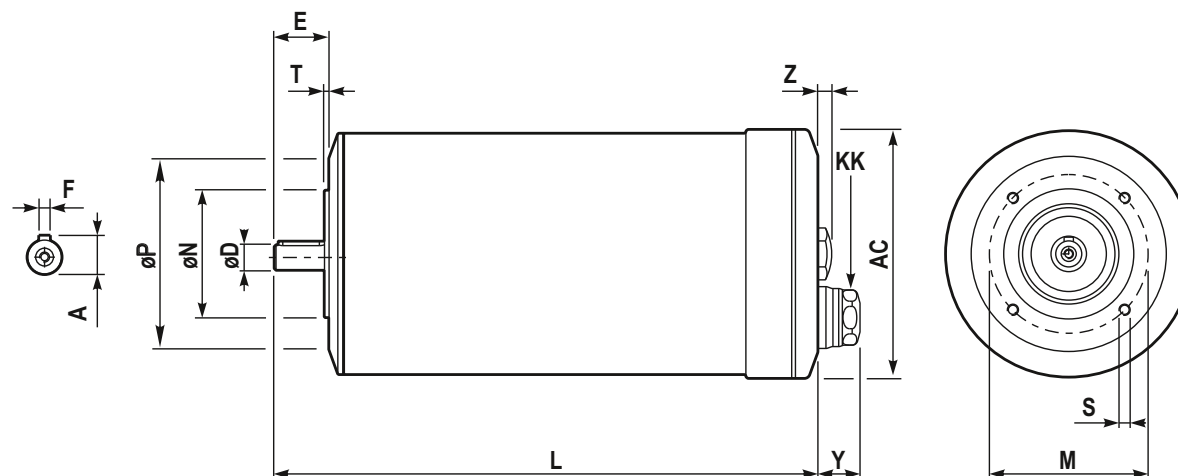
**INVERTER DUTY**

**PWM SPEED RANGE 2.5:1: CT / 10:1 VT**

Acceptable  
for field wiring



**INVERTER DUTY**  
**WASHDOWN**  
**HYGIENIC**  
**S.S. 316L**  
**IP69K**



### DIMENSIONS

AC	Ø 181	M	Ø 115
Y	22.5	ØN	Ø 95
L	372	ØP	Ø 140
ØD	24 j6 M8	T	3
E	50	n x S	4 M8 x 16
F	8	Z	7.4
A	27	KK <sup>(1)</sup>	M20x1.5 cable gland: clamping range Ø9-12 mm

### BEARINGS

DE	6206.2Z
NDE	6206.2Z

(1) Hygienic cable gland, EHEDG certified  
 Stainless steel, IP69K

### SPECIAL EXECUTION AND ACCESSORIES

	code
-	
-	
-	
-	