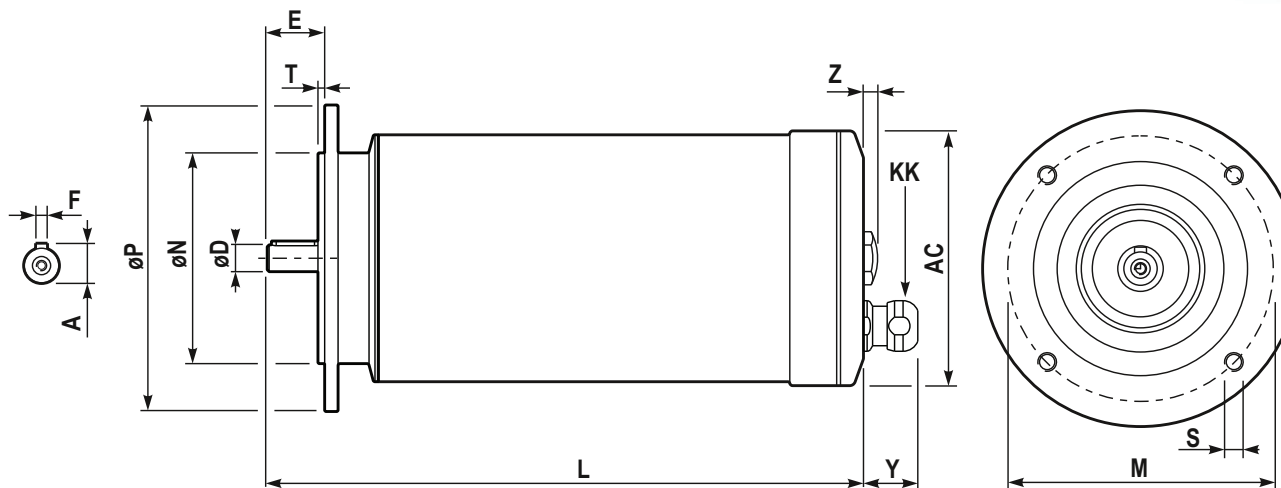


## MOTOR DATA SHEET DS\_SPM\_10/23

### GENERAL CHARACTERISTICS

Frame size		90
Type of construction		B5
Weight	[kg]	33.6
Moment of Inertia	[kgm <sup>2</sup> ]	0.054
Degree of protection		IP69K
Direction of rotation		Both
Method of cooling		IC410
Duty		S1
Insulation class		F
Ambient temperature	[°C]	-15 / +40
Dielectric Strength Test		2kV 1s



### NAMEPLATE DATA and CONNECTION DIAGRAM

## PREMIUM MOTOR S.S.316L SPM 90S2 IMB5

Ins.Cl.F Amb. max 40°C IC411 Duty S1 IP69K  
 DE 6206.2Z NDE 6206.2Z Weight 33.6 Kg

Hz 50 Δ/Y 230/400V Hz 60 Δ/Y 264/460V  
 1.5 kW 5.2 / 3.0 A 2 HP 5.2 / 3.0 A  
 2930 min<sup>-1</sup> cosφ 0.83 3545 min<sup>-1</sup> PF. 74 %  
 EFF(100%) 86.5 % NEMA DES.- CODE K

**INVERTER DUTY**

**PWM SPEED RANGE 2.5:1: CT / 10:1 VT**

### DIMENSIONS

AC	181	M	Ø165
Y	27.5	ØN	Ø130
L	402	ØP	Ø200
ØD	24 j6 M8	T	3.5
E	50	n x S	4 x Ø12
F	8	Z	7.4
A	27	KK <sup>(1)</sup>	M20x1.5 cable gland clamping range Ø9-12mm

### BEARINGS

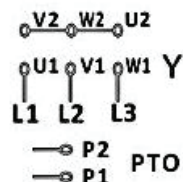
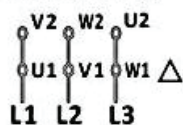
DE	6206.2Z
NDE	6206.2Z

(1) Hygienic cablegland, EHEDG certified  
 Stainless steel, IP69K

### SPECIAL EXECUTION AND ACCESSORIES

	code
-	
-	
-	

Acceptable for field wiring



**INVERTER DUTY  
 WASHDOWN  
 HYGIENIC  
 S.S. 316L  
 IP69K**