



MOTOR DATA SHEET DS_SPM_05/24

GENERAL CHARACTERISTICS

Frame size	90
Type of construction	B34
Weight [kg]	33.5
Moment of Inertia [kgm ²]	0.0054
Degree of protection	IP69K
Direction of rotation	Both
Method of cooling	IC410
Duty	S1
Insulation class	F
Ambient temperature [°C]	-15 / +40
Dielectric Strength Test	2kV 1s

NAMEPLATE DATA and CONNECTION DIAGRAM

PREMIUM MOTOR S.S.316L

SPM SPM90S2 IMB34

Ins.Cl.F Amb. max 40°C IC411 Duty S1 IP69K

DE 6206.2Z NDE 6206.2Z Weight 33.5 Kg

Hz 50 Δ/Y 230/400V Hz 60 Δ/Y 264/460V

1.5 kW 5.2 / 3.0 A 2 HP 5.2 / 3.0 A

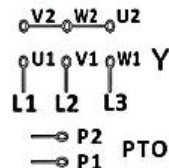
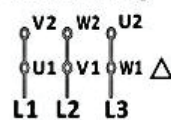
2930 min⁻¹ cosφ0.83 3545 min⁻¹ PF. 74 %

EFF(100%) 86.5 % NEMA DES.- CODE K

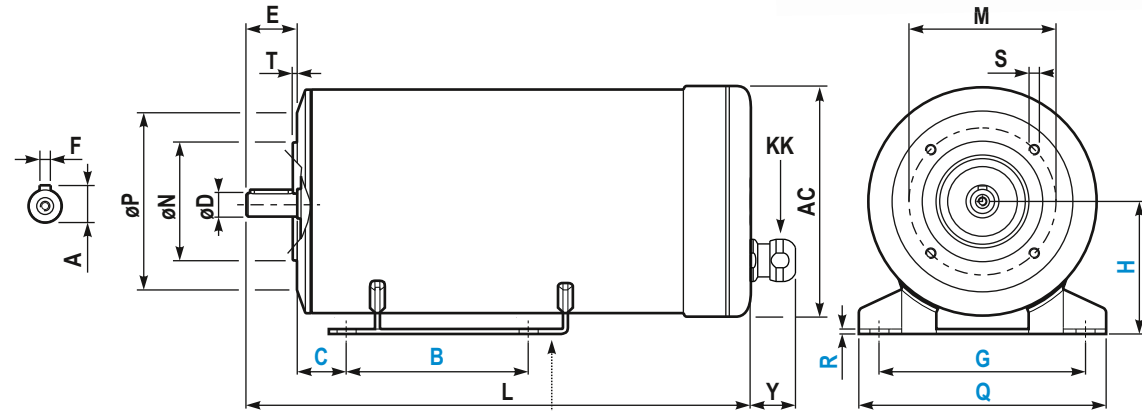
INVERTER DUTY

PWM SPEED RANGE 2.5:1: CT / 10:1 VT

Acceptable for field wiring



**INVERTER DUTY
 WASHDOWN
 HYGIENIC
 S.S. 316L
 IP69K**

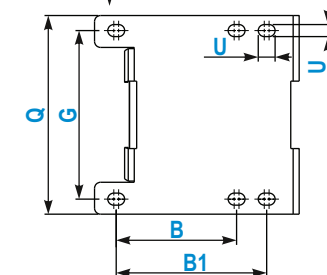


DIMENSIONS (mm)

AC	Ø181	M	Ø 115
Y	27.5	ØN	Ø 95
L	372	ØP	Ø 140
ØD	24 j6 M8	T	3
E	50	n x S	4 M8 x 16
F	8	KK ⁽¹⁾	M20x1.5
A	27		

FOOT DIMENSIONS (mm)

B	100
B1	125
C	56
G	140
H	100
U	10x14
Q	165
R	4



(1) Hygienic cableglend, EHEDG certified
 Stainless steel, IP69K

SPECIAL EXECUTION AND ACCESSORIES

	code
-	
-	
-	
-	

BEARINGS

DE	6206.2Z
NDE	6206.2Z