



MOTOR DATA SHEET DS_SPM_09/23

GENERAL CHARACTERISTICS

Frame size	80
Type of construction	B14
Weight [kg]	18.9
Moment of Inertia [kgm ²]	0.0032
Degree of protection	IP69K
Direction of rotation	Both
Method of cooling	IC410
Duty	S1
Insulation class	F
Ambient temperature [°C]	-15 / +40
Dielectric Strength Test IEC34-1	2kV 1s

NAMEPLATE DATA and CONNECTION DIAGRAM

PREMIUM MOTOR S.S.316L

SPM 80B6 IMB14

Ins.Cl.F Amb. max 40°C IC411 Duty S1 IP69K

DE 6205.2Z NDE 6205.2Z Weight 18.9 Kg

Hz 50 Δ/Y 230/400V Hz 60 Δ/Y 277/480V

0.55 kW 2.5 / 1.4 A 0.75 HP 2.4 / 1.4 A

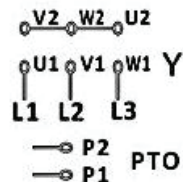
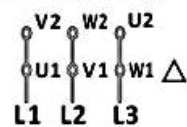
900 min⁻¹ cosφ 0.69 1120 min⁻¹ PF. 70 %

EFF(100%) 78 % NEMA DES.- CODE K

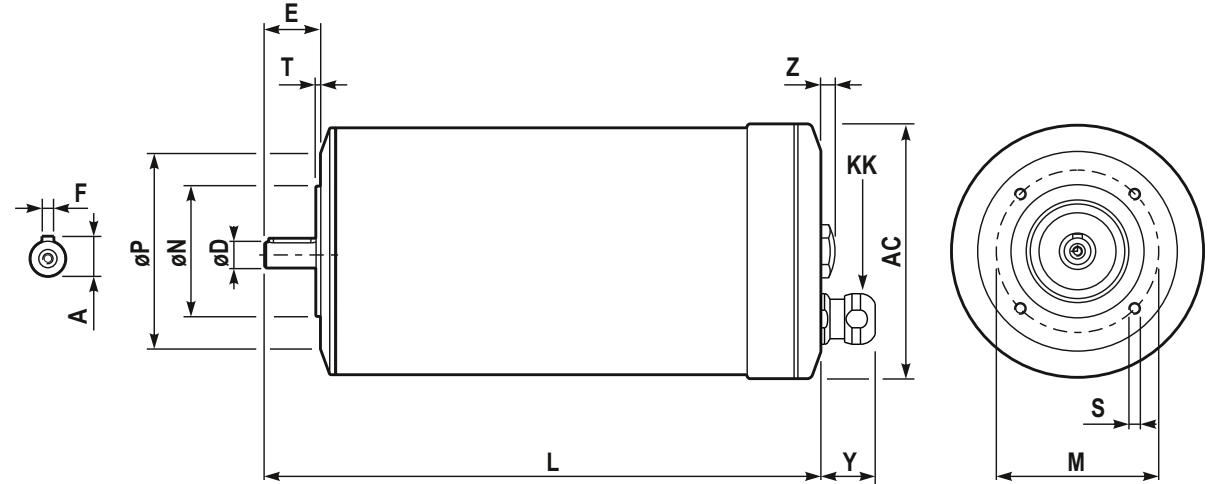
INVERTER DUTY

PWM SPEED RANGE 2.5:1: CT / 10:1 VT

Acceptable for field wiring



INVERTER DUTY
 WASHDOWN
 HYGIENIC
 S.S. 316L
 IP69K



DIMENSIONS

AC	Ø143	M	Ø100
Y	22.5	ØN	Ø80 j6
L	340	ØP	Ø120
ØD	19 j6 M6	T	3
E	40	n x S	4 M6x13
F	6	Z	7.4
A	21.5	KK ⁽¹⁾	M20 x 1.5 cable gland clamping range Ø9-12 mm

BEARINGS

DE	6205.2Z
NDE	6205.2Z

(1) Hygienic cablegland, EHEDG certified
 Stainless steel, IP69K

SPECIAL EXECUTION AND ACCESSORIES

	code
-	
-	
-	