



## MOTOR DATA SHEET DS\_SPM\_05/24

### GENERAL CHARACTERISTICS

Frame size	63
Type of construction	B34
Weight [kg]	9.9
Moment of Inertia [kgm <sup>2</sup> ]	0.0014
Degree of protection	IP69K
Direction of rotation	Both
Method of cooling	IC410
Duty	S1
Insulation class	F
Ambient temperature [°C]	-15 / +40
Dielectric Strength Test	2kV 1s

### NAMEPLATE DATA and CONNECTION DIAGRAM

#### PREMIUM MOTOR S.S.316L

#### SPM SPM71A4 IMB34

Ins.Cl.F Amb. max 40°C IC411 Duty S1 IP69K

DE 6203.2Z NDE 6203.2Z Weight 9.9 Kg

Hz 50 Δ/Y 230/400V Hz 60 Δ/Y 264/460V

0.12 kW 0.7 / 0.4 A 0.16 HP 0.7 / 0.4 A

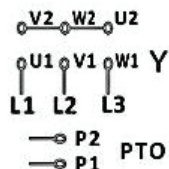
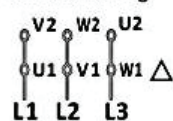
1448 min<sup>-1</sup> cosφ0.68 1755 min<sup>-1</sup> PF. 62 %

EFF(100%) 75 % NEMA DES.- CODE K

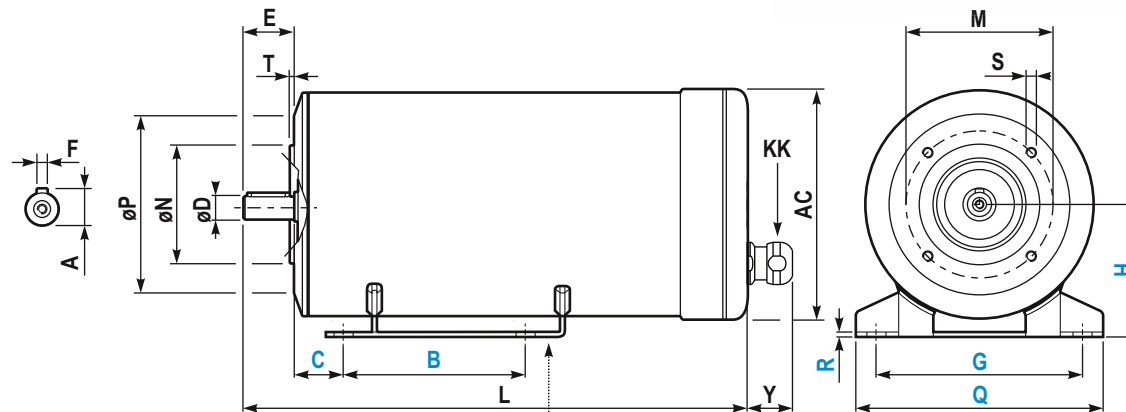
INVERTER DUTY

PWM SPEED RANGE 2.5:1: CT / 10:1 VT

Acceptable for field wiring



**INVERTER DUTY  
 WASHDOWN  
 HYGIENIC  
 S.S. 316L  
 IP69K**

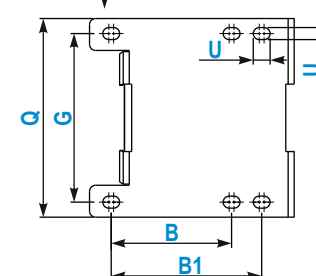


### DIMENSIONS (mm)

AC	Ø133	M	Ø 75
Y	27.5	ØN	Ø 60
L	247.5	ØP	Ø 90
ØD	11 j6 M4	T	2.5
E	23	n x S	4 M5 x 13
F	4	KK <sup>(1)</sup>	M20x1.5
A	12.5		

### FOOT DIMENSIONS (mm)

B	90
B1	-
C	45
G	112
H	71
U	7x10
Q	132
R	3



(1) Hygienic cableglend, EHEDG certified  
 Stainless steel, IP69K

### SPECIAL EXECUTION AND ACCESSORIES

	code
-	
-	
-	
-	

### BEARINGS

DE	6203.2Z
NDE	6203.2Z