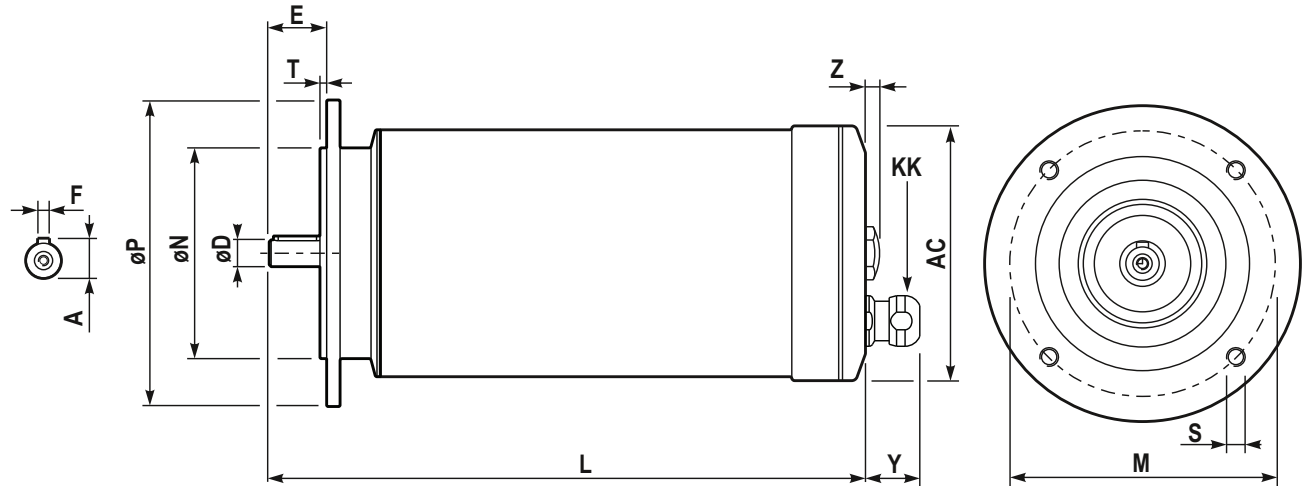


MOTOR DATA SHEET DS_SPM_09/23

GENERAL CHARACTERISTICS

Frame size	80
Type of construction	B5
Weight [kg]	17.1
Moment of Inertia [kgm ²]	0.0013
Degree of protection	IP69K
Direction of rotation	Both
Method of cooling	IC410
Duty	S1
Insulation class	F
Ambient temperature [°C]	-15 / +40
Dielectric Strength Test	2kV 1s



NAMEPLATE DATA and CONNECTION DIAGRAM

PREMIUM MOTOR S.S.316L SPM 80A2 IMB5

Ins.Cl.F Amb. max 40°C IC411 Duty S1 IP69K

DE 6205.2Z NDE 6205.2Z Weight 17.1 Kg

Hz 50 Δ/Y 230/400V Hz 60 Δ/Y 264/460V

0.75 kW 2.7 / 1.6 A 1 HP 2.5 / 1.4 A

2900 min⁻¹ cosφ 0.83 3509 min⁻¹ PF. 83 %

EFF(100%) 84.6 % NEMA DES.- CODE K

INVERTER DUTY

PWM SPEED RANGE 2.5:1: CT / 10:1 VT

DIMENSIONS

AC	143	M	Ø165
Y	27.5	ØN	Ø130
L	340	ØP	Ø200
ØD	19 j6 M6	T	3.5
E	40	n x S	4 x Ø12
F	6	Z	7.4
A	21.5	KK ⁽¹⁾	M20x1.5 cable gland clamping range Ø9-12mm

BEARINGS

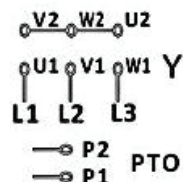
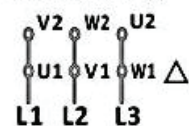
DE	6205.2Z
NDE	6205.2Z

(1) Hygienic cablegland, EHEDG certified
 Stainless steel, IP69K

SPECIAL EXECUTION AND ACCESSORIES

	code
-	
-	
-	

Acceptable for field wiring



INVERTER DUTY
 WASHDOWN
 HYGIENIC
 S.S. 316L
 IP69K