

MOTOR DATA SHEET DS_SPM_05/24

GENERAL CHARACTERISTICS

Frame size	80
Type of construction	B34
Weight [kg]	19.4
Moment of Inertia [kgm ²]	0.0032
Degree of protection	IP69K
Direction of rotation	Both
Method of cooling	IC410
Duty	S1
Insulation class	F
Ambient temperature [°C]	-15 / +40
Dielectric Strength Test	2kV 1s

NAMEPLATE DATA and CONNECTION DIAGRAM

PREMIUM MOTOR S.S.316L

SPM SPM80B6 IMB34

Ins.Cl.F Amb. max 40°C IC411 Duty S1 IP69K

DE 6205.2Z NDE 6205.2Z Weight 19.4 Kg

Hz 50 Δ/Y 230/400V Hz 60 Δ/Y 264/460V

0.55 kW 2.5/ 1.4 A 0.75 HP 2.4 / 1.4 A

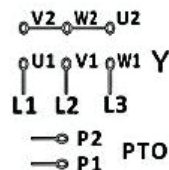
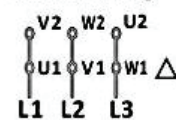
900 min⁻¹ cosφ0.69 1120 min⁻¹ PF. 70 %

EFF(100%) 78 % NEMA DES.- CODE K

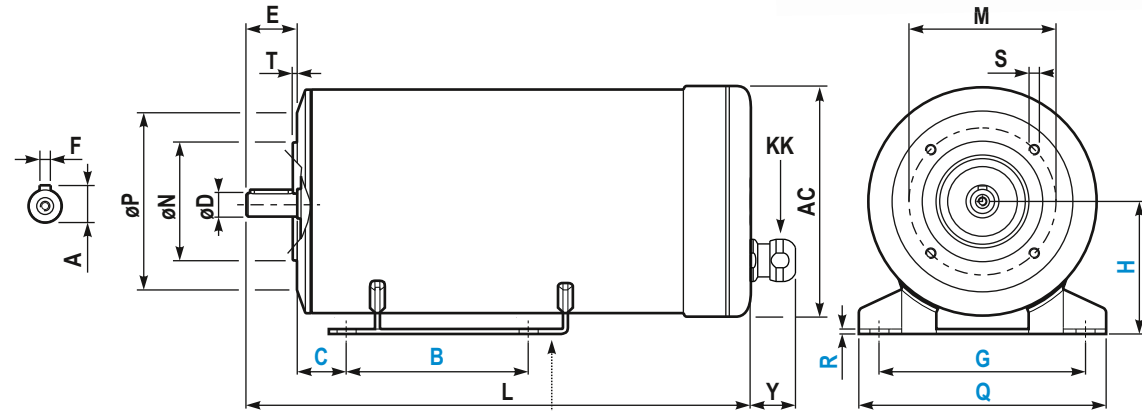
INVERTER DUTY

PWM SPEED RANGE 2.5:1: CT / 10:1 VT

Acceptable for field wiring



**INVERTER DUTY
 WASHDOWN
 HYGIENIC
 S.S. 316L
 IP69K**

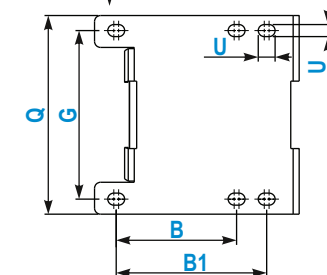


DIMENSIONS (mm)

AC	Ø143	M	Ø 100
Y	27.5	ØN	Ø 80
L	340	ØP	Ø 120
ØD	19 j6 M6	T	3
E	40	n x S	4 M6 x 13
F	6	KK (1)	M20x1.5
A	21.5		

FOOT DIMENSIONS (mm)

B	100
B1	-
C	50
G	125
H	80
U	10x14
Q	150
R	3



(1) Hygienic cableglend, EHEDG certified
 Stainless steel, IP69K

SPECIAL EXECUTION AND ACCESSORIES

	code
-	
-	
-	
-	

BEARINGS

DE	6205.2Z
NDE	6205.2Z