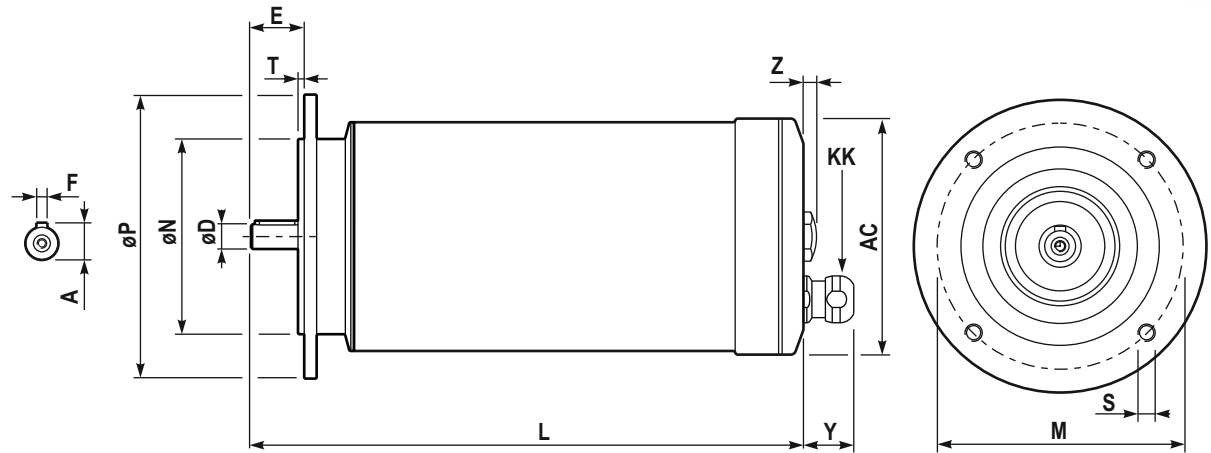


MOTOR DATA SHEET DS_SPM_05/24

GENERAL CHARACTERISTICS

Frame size	80
Type of construction	B5
Weight [kg]	16.9
Moment of Inertia [kgm ²]	0.0026
Degree of protection	IP69K
Direction of rotation	Both
Method of cooling	IC410
Duty	S1
Insulation class	F
Ambient temperature [°C]	-15 / +40
Dielectric Strength Test	2kV 1s



NAMEPLATE DATA and CONNECTION DIAGRAM

PREMIUM MOTOR S.S.316L SPM 80A6 IMB5

Ins.Cl.F Amb. max 40°C IC411 Duty S1 IP69K

DE 6205.2Z NDE 6205.2Z Weight 16.9 Kg

Hz 50 Δ/Y 230/400V Hz 60 Δ/Y 264/460V

0.37 kW 2.1 / 1.2 A 0.5 HP 1.8 / 1.1 A

890 min⁻¹ cosφ 0.63 1125 min⁻¹ PF. 60 %

EFF(100%) 76.3 % NEMA DES.- CODE K

INVERTER DUTY

PWM SPEED RANGE 2.5:1: CT / 10:1 VT

DIMENSIONS

AC	Ø143	M	Ø165
Y	27.5	ØN	Ø130
L	340	ØP	Ø200
ØD	19 j6 M6	T	3.5
E	40	n x S	4 x Ø12
F	6	Z	7.4
A	21.5	KK ⁽¹⁾	M20x1.5 cable gland clamping range Ø9-12mm

BEARINGS

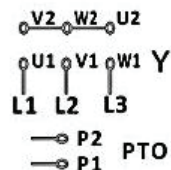
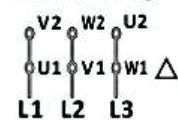
DE	6205.2Z
NDE	6205.2Z

(1) Hygienic cable gland, EHEDG certified
 Stainless steel, IP69K

SPECIAL EXECUTION AND ACCESSORIES

	code
-	
-	
-	
-	

Acceptable for field wiring



INVERTER DUTY
 WASHDOWN
 HYGIENIC
 S.S. 316L
 IP69K