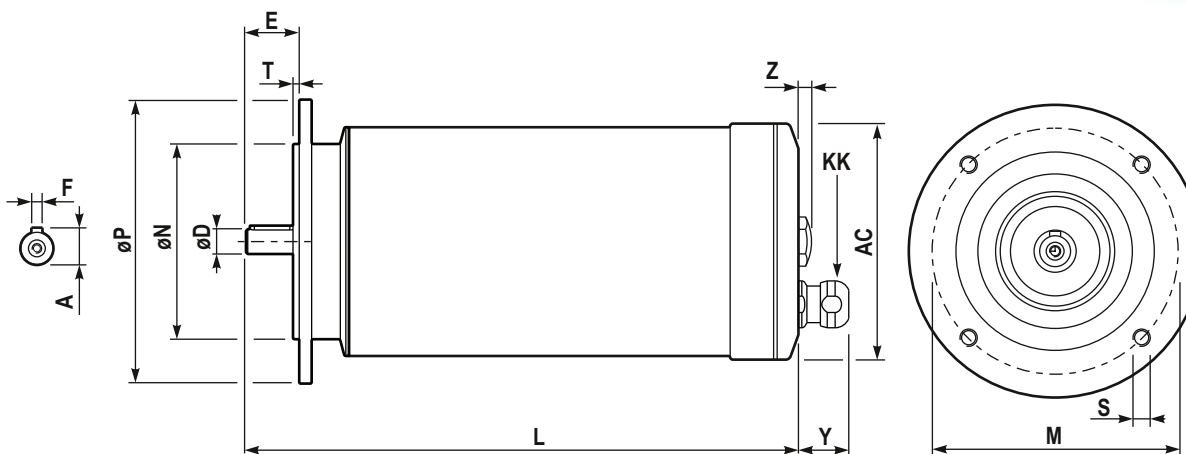


MOTOR DATA SHEET DS_SPM_05/24

GENERAL CHARACTERISTICS

Frame size	71
Type of construction	B5
Weight [kg]	13.8
Moment of Inertia [kgm ²]	0.0025
Degree of protection	IP69K
Direction of rotation	Both
Method of cooling	IC410
Duty	S1
Insulation class	F
Ambient temperature [°C]	-15 / +40
Dielectric Strength Test	2kV 1s



NAMEPLATE DATA and CONNECTION DIAGRAM

PREMIUM MOTOR S.S.316L SPM 71B6 IMB5

Ins.Cl.F Amb. max 40°C IC411 Duty S1 IP69K
 DE 6203.2Z NDE 6203.2Z Weight 13.8 Kg

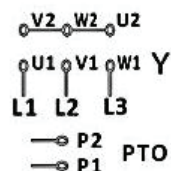
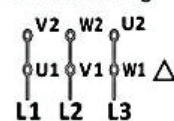
Hz 50 Δ/Y 230/400V Hz 60 Δ/Y 264/460V
 0.25 kW 1.3 / 0.8 A 0.33 HP 1.2 / 0.7 A
 890 min⁻¹ cosφ 0.65 1120 min⁻¹ PF. 60 %

EFF(100%) 72.2 % NEMA DES.- CODE K

INVERTER DUTY

PWM SPEED RANGE 2.5:1: CT / 10:1 VT

Acceptable for field wiring



INVERTER DUTY
 WASHDOWN
 HYGIENIC
 S.S. 316L
 IP69K

DIMENSIONS

AC	Ø133	M	Ø130
Y	27.5	ØN	Ø110
L	314.5	ØP	Ø160
ØD	14 j6 M5	T	3.5
E	30	n x S	4 x Ø10
F	5	Z	7.4
A	16	KK (1)	M20x1.5 cable gland clamping range Ø9-12mm

BEARINGS

DE	6203.2Z
NDE	6203.2Z

(1) Hygienic cable gland, EHEDG certified Stainless steel, IP69K

SPECIAL EXECUTION AND ACCESSORIES

	code
-	
-	
-	
-	