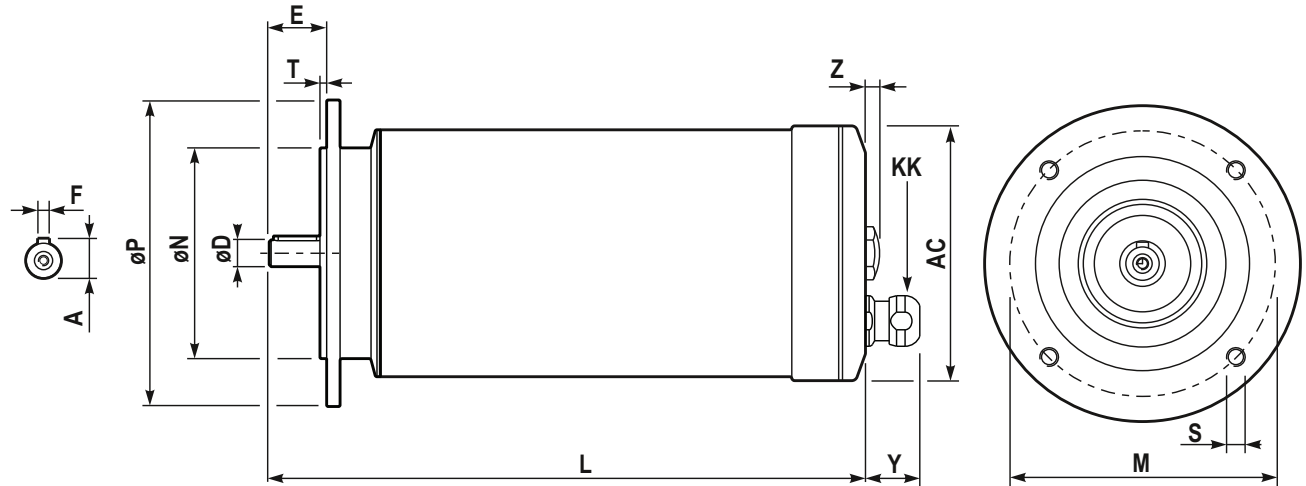


MOTOR DATA SHEET DS_SPM_10/23

GENERAL CHARACTERISTICS

Frame size		71
Type of construction		B5
Weight	[kg]	13.9
Moment of Inertia	[kgm ²]	0.0025
Degree of protection		IP69K
Direction of rotation		Both
Method of cooling		IC410
Duty		S1
Insulation class		F
Ambient temperature	[°C]	-15 / +40
Dielectric Strength Test		2kV 1s



NAMEPLATE DATA and CONNECTION DIAGRAM

PREMIUM MOTOR S.S.316L SPM 71B4 IMB5

Ins.Cl.F Amb. max 40°C IC411 Duty S1 IP69K

DE 6203.2Z NDE 6203.2Z Weight 13.7 Kg

Hz 50 Δ/Y 230/400V Hz 60 Δ/Y 264/460V

0.37 kW 1.6 / 1.0 A 0.5 HP 1.5 / 0.9 A

1440 min⁻¹ cosφ 0.71 1742 min⁻¹ PF. 67 %

EFF(100%) 80.7 % NEMA DES.- CODE K

INVERTER DUTY

PWM SPEED RANGE 2.5:1: CT / 10:1 VT

DIMENSIONS

AC	133	M	Ø130
Y	27.5	ØN	Ø110
L	314.5	ØP	Ø160
ØD	16 j6 M5	T	3.5
E	30	n x S	4 x Ø10
F	5	Z	7.4
A	16	KK ⁽¹⁾	M20x1.5 cable gland clamping range Ø9-12mm

BEARINGS

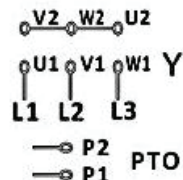
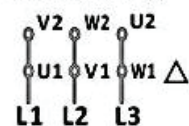
DE	6203.2Z
NDE	6203.2Z

(1) Hygienic cablegland, EHEDG certified
 Stainless steel, IP69K

SPECIAL EXECUTION AND ACCESSORIES

	code
-	
-	
-	
-	

Acceptable for field wiring



INVERTER DUTY
 WASHDOWN
 HYGIENIC
 S.S. 316L
 IP69K