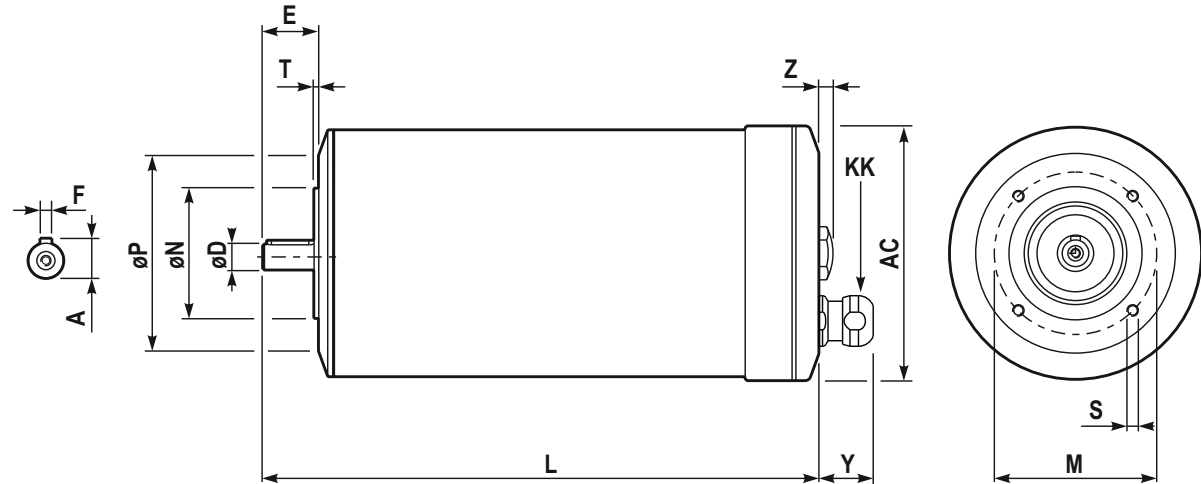




MOTOR DATA SHEET DS_SPM_09/23

GENERAL CHARACTERISTICS

Frame size		71
Type of construction		B14
Weight	[kg]	13.4
Moment of Inertia	[kgm ²]	0.0025
Degree of protection		IP69K
Direction of rotation		Both
Method of cooling		IC410
Duty		S1
Insulation class		F
Ambient temperature	[°C]	-15 / +40
Dielectric Strength Test	IEC34-1	2kV 1s



NAMEPLATE DATA and CONNECTION DIAGRAM

PREMIUM MOTOR S.S.316L SPM 71B6 IMB14

Ins.Cl.F Amb. max 40°C IC411 Duty S1 IP69K

DE 6203.2Z NDE 6203.2Z Weight 13.4 Kg

Hz 50 Δ/Y 230/400V Hz 60 Δ/Y 264/460V

0.25 kW 1.3 / 0.8 A 0.33 HP 1.2 / 0.7 A

890 min⁻¹ cosφ 0.65 1120 min⁻¹ PF. 60 %

EFF(100%) 72.2 % NEMA DES.- CODE K

INVERTER DUTY

PWM SPEED RANGE 2.5:1: CT / 10:1 VT

DIMENSIONS

AC	Ø133	M	Ø85
Y	22.5	ØN	Ø70 j6
L	294.5	ØP	Ø105
ØD	14 j6 M6	T	2.5
E	30	n x S	4 M6x13
F	5	Z	7.4
A	16	KK ⁽¹⁾	M20 x 1.5 cable gland clamping range Ø9-12 mm

BEARINGS

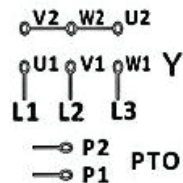
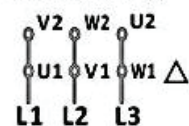
DE	6203.2Z
NDE	6203.2Z

(1) Hygienic cablegland, EHEDG certified
 Stainless steel, IP69K

SPECIAL EXECUTION AND ACCESSORIES

	code
-	
-	
-	

Acceptable for field wiring



INVERTER DUTY
 WASHDOWN
 HYGIENIC
 S.S. 316L
 IP69K