



MOTOR DATA SHEET DS_SPM_05/24

GENERAL CHARACTERISTICS

Frame size	71
Type of construction	B34
Weight [kg]	13.6
Moment of Inertia [kgm ²]	0.0025
Degree of protection	IP69K
Direction of rotation	Both
Method of cooling	IC410
Duty	S1
Insulation class	F
Ambient temperature [°C]	-15 / +40
Dielectric Strength Test	2kV 1s

NAMEPLATE DATA and CONNECTION DIAGRAM

PREMIUM MOTOR S.S.316L

SPM SPM71B4 IMB34

Ins.Cl.F Amb. max 40°C IC411 Duty S1 IP69K

DE 6203.2Z NDE 6203.2Z Weight 13.6 Kg

Hz 50 Δ/Y 230/400V Hz 60 Δ/Y 264/460V

0.37 kW 1.6 / 1.0 A 0.5 HP 1.5 / 0.9 A

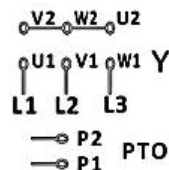
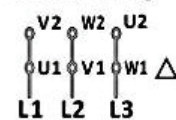
1440 min⁻¹ cosφ0.71 1748 min⁻¹ PF. 66 %

EFF(100%) 80.7 % NEMA DES.- CODE K

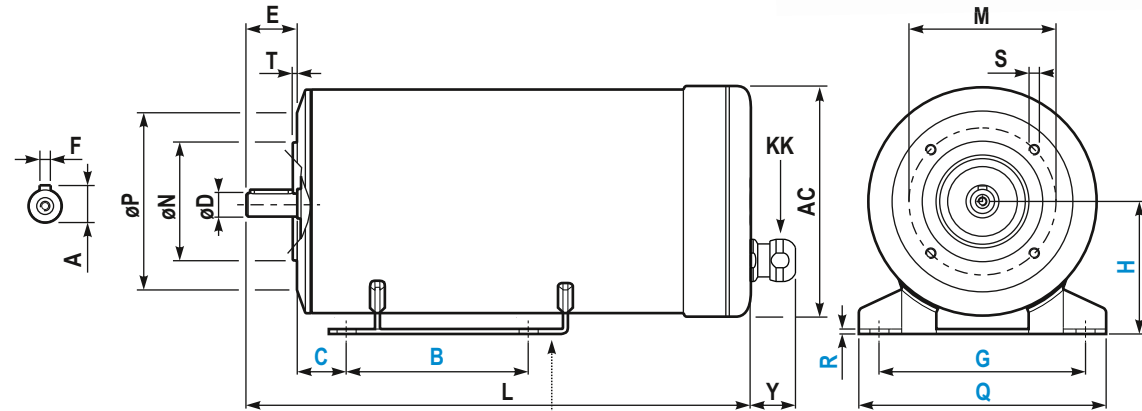
INVERTER DUTY

PWM SPEED RANGE 2.5:1: CT / 10:1 VT

Acceptable for field wiring



**INVERTER DUTY
 WASHDOWN
 HYGIENIC
 S.S. 316L
 IP69K**

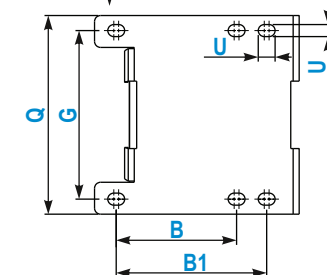


DIMENSIONS (mm)

AC	Ø133	M	Ø 85
Y	27.5	ØN	Ø 70
L	294.5	ØP	Ø 105
ØD	14 j6 M5	T	2.5
E	30	n x S	4 M6 x 13
F	5	KK ⁽¹⁾	M20x1.5
A	16		

FOOT DIMENSIONS (mm)

B	90
B1	-
C	45
G	112
H	71
U	7x10
Q	132
R	3



(1) Hygienic cableglend, EHEDG certified
 Stainless steel, IP69K

SPECIAL EXECUTION AND ACCESSORIES

	code
-	
-	
-	
-	

BEARINGS

DE	6203.2Z
NDE	6203.2Z