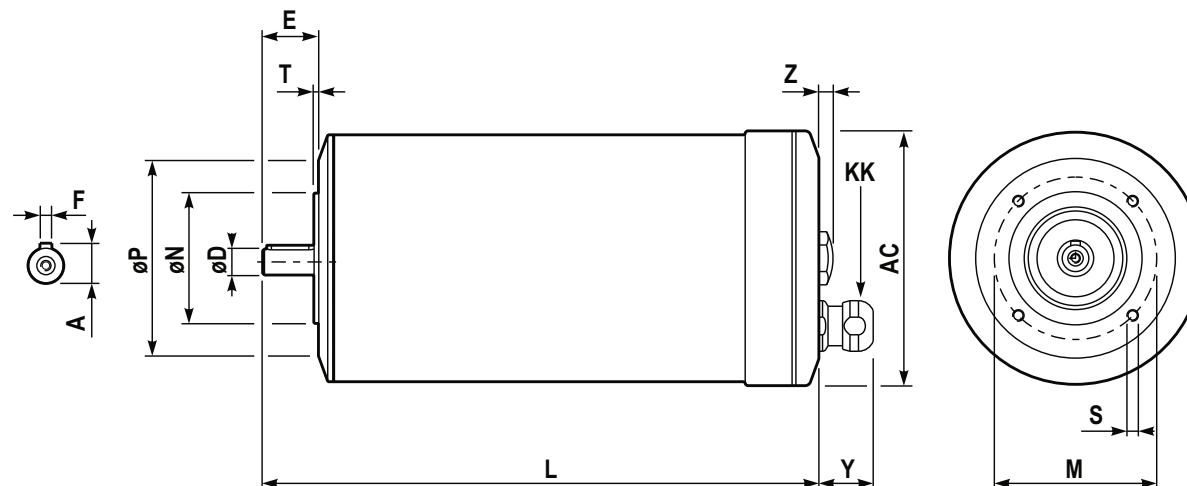




MOTOR DATA SHEET DS_SPM_09/23

GENERAL CHARACTERISTICS

Frame size	90
Type of construction	B14
Weight [kg]	32.6
Moment of Inertia [10 ⁻⁴ kgm ²]	0.0054
Degree of protection	IP69K
Direction of rotation	Both
Method of cooling	IC410
Duty	S1
Insulation class	F
Ambient temperature [°C]	-15 / +40
Dielectric Strength Test IEC34-1	2kV 1s



NAMEPLATE DATA and CONNECTION DIAGRAM

PREMIUM MOTOR S.S.316L

SPM 90S2 IMB14

Ins.Cl.F Amb. max 40°C IC411 Duty S1 IP69K

DE 6206.2Z NDE 6206.2Z Weight 32.6 Kg

Hz 50 Δ/Y 230/400V Hz 60 Δ/Y 264/460V

1.5 kW 5.2 / 3.0 A 2 HP 5.2 / 3.0 A

2930 min⁻¹ cosφ 0.83 3545 min⁻¹ PF. 74 %

EFF(100%) 86.5 % NEMA DES.- CODE K

INVERTER DUTY

PWM SPEED RANGE 2.5:1: CT / 10:1 VT

DIMENSIONS

AC	Ø181	M	Ø115
Y	22.5	ØN	Ø95 j6
L	372	ØP	Ø140
ØD	24 j6 M8	T	3
E	50	n x S	4 M8x16
F	8	Z	7.4
A	27	KK ⁽¹⁾	M20 x 1.5 cable gland clamping range Ø9-12 mm

BEARINGS

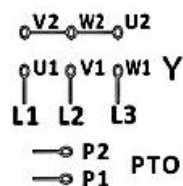
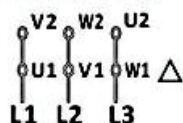
DE	6206.2Z
NDE	6206.2Z

(1) Hygienic cablegland, EHEDG certified
 Stainless steel, IP69K

SPECIAL EXECUTION AND ACCESSORIES

	code
-	
-	
-	

Acceptable for field wiring



INVERTER DUTY
 WASHDOWN
 HYGIENIC
 S.S. 316L
 IP69K